

Instrument Maintenance From World Wide Equine, Inc.


HPE Super Float

Spray and wipe down sweet iron gear head with food grade lubricant after each use or before storing.

Grease sweet iron head twice a day or after every two to three head of horses depending on the amount of work performed.

- Don't dip in fluids
- Grease after every couple of hours use
- **Use food grade grease, penetrants and coatings**
- It's a good idea to keep spare grips on hand and replace them as needed

Super Float



Zerk Position

Part #: 780 Lube Gun DX

Part # for Gun: 780 Lube Gun DX

Part # for Lube: 780 Lube

Super Burrs

- Spray burrs with food grade lube before using for longer life, less gumming and easier cleaning
- Clean and Lube Bearing Behind Rotating Guard With Food Grade Lubricant After Each Use
- Clean burrs with a stainless steel brush
- Dampen them if needed
- Clean burrs cut faster, last longer and create less heat build up
- After use make sure the end guard stays free by cleaning around the guard disk, if you have air available blow out any debris around the guard and place a few drops of food grade lubricant behind guard, then spin it (guard) a few times to work oil down around internal bearings
- It's a good idea to keep a spare burr guard on hand in case one gets damaged
- Wipe diamond burrs with food grade lube before and after use for easier cleaning and longer life


Super Burr



Clean & Lube Around Guard

Power Hand Pieces

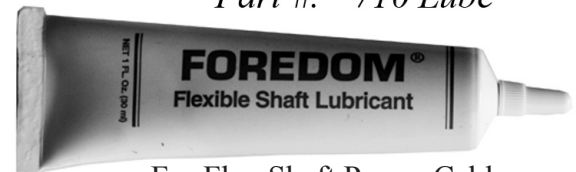
Most power hand pieces do not like to be dipped in water. This causes internal parts to rust and lock up. It's okay to clean the exterior parts with a brass or stainless steel wire brush and light application of water. After cleaning lube the gears with food grade grease and one of our small tipped grease guns. We usually grease gear drives after two to four horses or a minimum of a couple times a day.



Equiliburr Vision

The Equiburr Vision is a 21" long straight hand piece with a 5/16" heavy special alloy drive shaft and straight burr. This type of machine has no right angle gears so it requires minimal lubrication (grease). This doesn't mean it likes water so don't throw it in your bucket. Wash it with minimal water and dry it off with a towel or blow dry it with an air hose.

Part #: 710 Lube



For Flex Shaft Power Cables

Power Cable

Every couple of weeks you need to grease the internal cable within the housing of your flex shaft machine. A little grease on the cable itself will extend it's life considerably. Sharp bends create heat in cables and cable housing; this heat and pressure within the housing causes cable fracture. Instant starting and stopping can cause cable damage. For Longer cable life try and bring machines up to speed gradually.

Super Burrs

Super burrs have 10 times the surface area of the small apple core burrs and 2 1/4 times that of a diamond disk giving them a much longer life. They are easy to run and fast cutting.

Like all blades and burrs they tend to fill up with tooth particles and need to be cleaned. Dampen the surface and clean with a wire brush.

Instrument Maintenance From World Wide Equine, Inc.

RA-250

Be sure to lube the gear head after every third or fourth horse. Clean and dry the Horse Power hand piece after each use. Before storing pump food grade grease into the gear head until the grease comes out the pin locking hole making sure no water remains in the head.



Part # for Gun and Lube: 780 SGL

Part # for Gun: 780 Lube Gun SM
Part # for Lube: 780 Lube

To remove a burr or disk put the key into the hole where the grease comes out and place the vice grips or disk wrench on the burr or disk. Remove the burr or disk by turning the wrench counter clockwise.


To clean the disk, dip the head in water and run on a wire brush. If the retainer (bushing bearing) comes loose remove the disk and tighten counter clockwise.

Use synthetic food grade grease only. Before greasing, run a soft brush across the grease fitting to remove and debris. Before storing lube the gear head and apply food grade lubricant to any attached burrs or disks.



Small Gun
Attaches Directly to Grease Tube

Part # for Gun: 780 Lube Gun SM
Part # for Lube: 780 Lube



1" Disk Wrench

Part #: Disk Wrench

Order #	Lubrication Products	Price
780 Lube	Food Grade Lubricant for Hand Piece	\$7.00
710 Lube	Foredom Flex Shaft Lubricant	\$3.50
Gun and Lube		
780 SGL	Small Lube Gun and Lube	\$17.00
Lube Guns		
780 Lube SM	Small Lube Gun	\$10.00
780 Lube Gun DX	Deluxe Lube Gun	21.82
Disk Wrench		
Disk Wrench	1" Disk Wrench	\$30.00

Lights

We sell some of the best lights in the industry. Keeping them clean will aid in longer life. One good tip is not to twist the bulb housing more than necessary. The more the housing is twisted round and round on the wiring harness swivel the more the wires will be twisted resulting in eventual damage or even wiring failure.

Repair

To repair hand pieces or rebuild instruments ship them to:

World Wide Equine, Inc.
91 West 1st Avenue
Glenns Ferry, Idaho 83623
USA

or mail them to

World Wide Equine, Inc.
P.O. Box 1040
Glenns Ferry, Idaho 83623
USA

When sending instruments to us for any reason insure them for their full value!

Email: wwequine@horsedentistry.com
Phone: 208/366-2550 **Fax:** 208-366-2870
Website: www.horsedentistry.com